

Liste non exhaustives des tests statistiques

Tests Employed with a Single Sample

- Test 1: z Test
- Test 2: t Test
- Test 3: Chi-square Test for a Population Variance
- Test 4: Test for Evaluating Population Skewness
- Test 5: Test for Evaluating Population Kurtosis
- Test 6*: The Wilcoxon Signed-Ranks Test
- Test 7*: The Kolmogorov-Smirnov Goodness-of-Fit Test
- Test 8*: The Chi-square Goodness-of-Fit Test
- Test 9*: The Binomial Sign Test
- Test 10*: The Runs Test (and Other Tests of Randomness)

Tests Employed with Two Independent Samples (and Related Measures of Association/Correlation)

- Test 11: The t Test
- Test 12*: The Mann-Whitney U test
- Test 13*: the Kolmogorov-Smirnov test
- Test 14*: The Siegel-Tukey Test for Equal Variability
- Test 15*: The Moses Test for Equal Variability
- Test 16*: The Chi-square Test for $r \times c$ Tables

Tests Employed with Two Dependent Samples (and Related Measures of Association/Correlation)

- Test 17: The t Test
- Test 18*: The Wilcoxon Matched-Pairs Signed-Ranks Test
- Test 19*: The Binomial Sign Test
- Test 20*: The McNemar Test

Tests Employed with Two or More Independent Samples (and Related Measures of Association/Correlation)

- Test 21: The Single-Factor Between-Subjects Analysis of Variance
- Test 22*: The Kruskal-Wallis One-way Analysis of Variance by Ranks
- Test 23*: The van der Waerden Normal-Scores Test for k Independent Samples

Tests Employed with Two or More Dependent Samples (and Related Measures of Association/Correlation)

- Test 24: The Single-Factor Within-Subjects Analysis of Variance
- Test 25*: The Friedman Two-way Analysis of Variance by Ranks
- Test 26*: The Cochran Q Test

Test Employed with Factorial Design (and Related Measures of Association/Correlation)

- Test 27: The Between-Subjects Factorial Analysis of Variance
- Test 28: The Pearson Product-Moment Correlation Coefficient
- Test 29*: Spearman's Rank-Order Correlation Coefficient
- Test 30*: Kendall's Tau
- Test 31*: Kendall's Coefficient of Concordance
- Test 32*: Goodman and Kruskal's Gamma

Les Tables Statistiques

Table A1. Table of the Normal Distribution

Table A2. Table of Student's t Distribution

Table A3. Power Curves for Student's t Distribution

Table A4. Table of the Chi-square Distribution

Table A5. Table of Critical T Values for Wilcoxon's Signed-Ranks and Matched-Pairs Signed-Ranks Test

Table A6. Table of the Binomial Distribution. Individual Probabilities

Table A7. Table of the Binomial Distribution. Cumulative Probabilities

Table A8. Table of Critical Values for the Single-Sample Runs Test

Table A9. Table of the F, Distribution

Table A10. Table of the F Distribution

Table A11. Table of Critical Values for Mann-Whitney U Statistic

Table A12. Table of Sandler's A Statistic

Table A13. Table of the Studentized Range Statistic

Table A14. Table of Dunnett's Modified t Statistic for a Control Group Comparison

Table A15. Graphs of t

Table A16. Table of Critical Values for Pearson

Table A17. Table of Fisher's & Transformation

Table A18. Table of Critical Values for Spearman's Rho

Table A19. Table of Critical Values for Kendall's Tau

Table A20. Table of Critical Values for Kendall's Coefficient of Concordance

Table A21. Table of Critical Values for the KolmogorovSmirnov for a Single Sample

Table A22. Table of Critical Values for the Lilliefors test for Normality

Table A23. Table of Critical Values for the Kolmog-Smir Test Two Independent Samples

Table A24. Table of Critical Values for the JonckheereTerpstra Test statistic

Table A25. Table of Critical Values for the page Test statistic

N.B. : Les tests dont le numéro porte une étoile sont des tests non-paramétriques !

Table de la loi normale centrée réduite (unilatérale à droite : $1-F_z : \alpha=P(Z>z_\alpha)$)

z	0	0,01	0,02	0,03	0,04	0,05	0,06	0,07	0,08	0,09
0	0,5000	0,4960	0,4920	0,4880	0,4840	0,4801	0,4761	0,4721	0,4681	0,4641
0,1	0,4602	0,4562	0,4522	0,4483	0,4443	0,4404	0,4364	0,4325	0,4286	0,4247
0,2	0,4207	0,4168	0,4129	0,4090	0,4052	0,4013	0,3974	0,3936	0,3897	0,3859
0,3	0,3821	0,3783	0,3745	0,3707	0,3669	0,3632	0,3594	0,3557	0,3520	0,3483
0,4	0,3446	0,3409	0,3372	0,3336	0,3300	0,3264	0,3228	0,3192	0,3156	0,3121
0,5	0,3085	0,3050	0,3015	0,2981	0,2946	0,2912	0,2877	0,2843	0,2810	0,2776
0,6	0,2743	0,2709	0,2676	0,2643	0,2611	0,2578	0,2546	0,2514	0,2483	0,2451
0,7	0,2420	0,2389	0,2358	0,2327	0,2296	0,2266	0,2236	0,2206	0,2177	0,2148
0,8	0,2119	0,2090	0,2061	0,2033	0,2005	0,1977	0,1949	0,1922	0,1894	0,1867
0,9	0,1841	0,1814	0,1788	0,1762	0,1736	0,1711	0,1685	0,1660	0,1635	0,1611
1	0,1587	0,1562	0,1539	0,1515	0,1492	0,1469	0,1446	0,1423	0,1401	0,1379
1,1	0,1357	0,1335	0,1314	0,1292	0,1271	0,1251	0,1230	0,1210	0,1190	0,1170
1,2	0,1151	0,1131	0,1112	0,1093	0,1075	0,1056	0,1038	0,1020	0,1003	0,0985
1,3	0,0968	0,0951	0,0934	0,0918	0,0901	0,0885	0,0869	0,0853	0,0838	0,0823
1,4	0,0808	0,0793	0,0778	0,0764	0,0749	0,0735	0,0721	0,0708	0,0694	0,0681
1,5	0,0668	0,0655	0,0643	0,0630	0,0618	0,0606	0,0594	0,0582	0,0571	0,0559
1,6	0,0548	0,0537	0,0526	0,0516	0,0505	0,0495	0,0485	0,0475	0,0465	0,0455
1,7	0,0446	0,0436	0,0427	0,0418	0,0409	0,0401	0,0392	0,0384	0,0375	0,0367
1,8	0,0359	0,0351	0,0344	0,0336	0,0329	0,0322	0,0314	0,0307	0,0301	0,0294
1,9	0,0287	0,0281	0,0274	0,0268	0,0262	0,0256	0,0250	0,0244	0,0239	0,0233
2	0,0228	0,0222	0,0217	0,0212	0,0207	0,0202	0,0197	0,0192	0,0188	0,0183
2,1	0,0179	0,0174	0,0170	0,0166	0,0162	0,0158	0,0154	0,0150	0,0146	0,0143
2,2	0,0139	0,0136	0,0132	0,0129	0,0125	0,0122	0,0119	0,0116	0,0113	0,0110
2,3	0,0107	0,0104	0,0102	0,0099	0,0096	0,0094	0,0091	0,0089	0,0087	0,0084
2,4	0,0082	0,0080	0,0078	0,0075	0,0073	0,0071	0,0069	0,0068	0,0066	0,0064
2,5	0,0062	0,0060	0,0059	0,0057	0,0055	0,0054	0,0052	0,0051	0,0049	0,0048
2,6	0,0047	0,0045	0,0044	0,0043	0,0041	0,0040	0,0039	0,0038	0,0037	0,0036
2,7	0,0035	0,0034	0,0033	0,0032	0,0031	0,0030	0,0029	0,0028	0,0027	0,0026
2,8	0,0026	0,0025	0,0024	0,0023	0,0023	0,0022	0,0021	0,0021	0,0020	0,0019
2,9	0,0019	0,0018	0,0018	0,0017	0,0016	0,0016	0,0015	0,0015	0,0014	0,0014
3	0,0013	0,0013	0,0013	0,0012	0,0012	0,0011	0,0011	0,0011	0,0010	0,0010
3,1	0,0010	0,0009	0,0009	0,0009	0,0008	0,0008	0,0008	0,0008	0,0007	0,0007
3,2	0,0007	0,0007	0,0006	0,0006	0,0006	0,0006	0,0006	0,0005	0,0005	0,0005
3,3	0,0005	0,0005	0,0005	0,0004	0,0004	0,0004	0,0004	0,0004	0,0004	0,0003
3,4	0,0003	0,0003	0,0003	0,0003	0,0003	0,0003	0,0003	0,0003	0,0003	0,0002
3,5	0,0002	0,0002	0,0002	0,0002	0,0002	0,0002	0,0002	0,0002	0,0002	0,0002
3,6	0,0002	0,0002	0,0001	0,0001	0,0001	0,0001	0,0001	0,0001	0,0001	0,0001
3,7	0,0001	0,0001	0,0001	0,0001	0,0001	0,0001	0,0001	0,0001	0,0001	0,0001
3,8	0,0001	0,0001	0,0001	0,0001	0,0001	0,0001	0,0001	0,0001	0,0001	0,0001
3,9	0,0000	0,0000	0,0000	0,0000	0,0000	0,0000	0,0000	0,0000	0,0000	0,0000

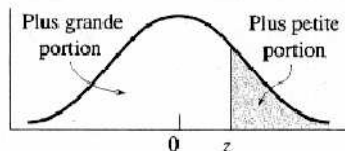


Table A2 Table of Student's *t* Distribution

Two-tailed	.80	.50	.20	.10	.05	.02	.01	.001
One-tailed	.40	.25	.10	.05	.025	.01	.005	.0005
<i>p</i>	.60	.75	.90	.95	.975	.99	.995	.9995
<i>df</i>								
1	.325	1.000	3.078	6.314	12.706	31.821	63.657	636.619
2	.289	.816	1.886	2.920	4.303	6.965	9.925	31.598
3	.277	.765	1.638	2.353	3.182	4.541	5.841	12.924
4	.271	.741	1.533	2.132	2.776	3.747	4.604	8.610
5	.267	.727	1.476	2.015	2.571	3.365	4.032	6.869
6	.265	.718	1.440	1.943	2.447	3.143	3.707	5.959
7	.263	.711	1.415	1.895	2.365	2.998	3.499	5.408
8	.262	.706	1.397	1.860	2.306	2.896	3.355	5.041
9	.261	.703	1.383	1.833	2.262	2.821	3.250	4.781
10	.260	.700	1.372	1.812	2.228	2.764	3.169	4.587
11	.260	.697	1.363	1.796	2.201	2.718	3.106	4.437
12	.259	.695	1.356	1.782	2.179	2.681	3.055	4.318
13	.259	.694	1.350	1.771	2.160	2.650	3.012	4.221
14	.258	.692	1.345	1.761	2.145	2.624	2.977	4.140
15	.258	.691	1.341	1.753	2.131	2.602	2.947	4.073
16	.258	.690	1.337	1.746	2.120	2.583	2.921	4.015
17	.257	.689	1.333	1.740	2.110	2.567	2.898	3.965
18	.257	.688	1.330	1.734	2.101	2.552	2.878	3.922
19	.257	.688	1.328	1.729	2.093	2.539	2.861	3.883
20	.257	.687	1.325	1.725	2.086	2.528	2.845	3.850
21	.257	.686	1.323	1.721	2.080	2.518	2.831	3.819
22	.256	.686	1.321	1.717	2.074	2.508	2.819	3.792
23	.256	.685	1.319	1.714	2.069	2.500	2.807	3.767
24	.256	.685	1.318	1.711	2.064	2.492	2.797	3.745
25	.256	.684	1.316	1.708	2.060	2.485	2.787	3.725
26	.256	.684	1.315	1.706	2.056	2.479	2.779	3.707
27	.256	.684	1.314	1.703	2.052	2.473	2.771	3.690
28	.256	.683	1.313	1.701	2.048	2.467	2.763	3.674
29	.256	.683	1.311	1.699	2.045	2.462	2.756	3.659
30	.256	.683	1.310	1.697	2.042	2.457	2.750	3.646
40	.255	.681	1.303	1.684	2.021	2.423	2.704	3.551
60	.254	.679	1.296	1.671	2.000	2.390	2.660	3.460
120	.254	.677	1.289	1.658	1.980	2.358	2.617	3.373
∞	.253	.674	1.282	1.645	1.960	2.326	2.576	3.291

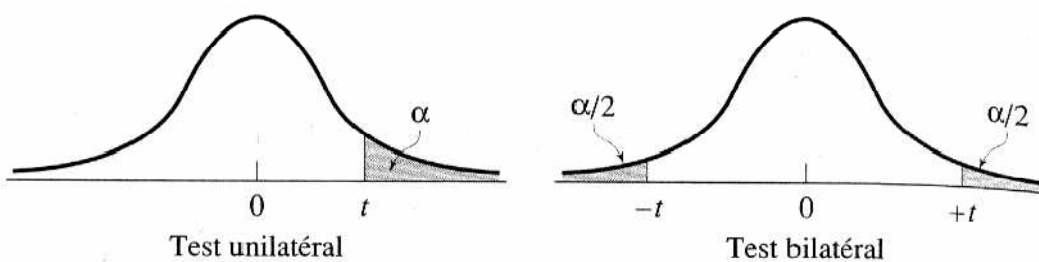
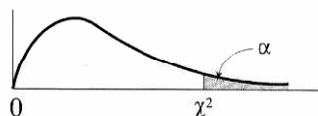


Table de Khi-deux $\alpha=P(\chi^2>\chi_{\alpha;n})$

n	0,01	0,02	0,025	0,05	0,1	0,9	0,95	0,975
1	6,635	5,412	5,024	3,841	2,706	0,016	0,004	0,001
2	9,210	7,824	7,378	5,991	4,605	0,211	0,103	0,051
3	11,345	9,837	9,348	7,815	6,251	0,584	0,352	0,216
4	13,277	11,668	11,143	9,488	7,779	1,064	0,711	0,484
5	15,086	13,388	12,833	11,070	9,236	1,610	1,145	0,831
6	16,812	15,033	14,449	12,592	10,645	2,204	1,635	1,237
7	18,475	16,622	16,013	14,067	12,017	2,833	2,167	1,690
8	20,090	18,168	17,535	15,507	13,362	3,490	2,733	2,180
9	21,666	19,679	19,023	16,919	14,684	4,168	3,325	2,700
10	23,209	21,161	20,483	18,307	15,987	4,865	3,940	3,247
11	24,725	22,618	21,920	19,675	17,275	5,578	4,575	3,816
12	26,217	24,054	23,337	21,026	18,549	6,304	5,226	4,404
13	27,688	25,472	24,736	22,362	19,812	7,042	5,892	5,009
14	29,141	26,873	26,119	23,685	21,064	7,790	6,571	5,629
15	30,578	28,259	27,488	24,996	22,307	8,547	7,261	6,262
16	32,000	29,633	28,845	26,296	23,542	9,312	7,962	6,908
17	33,409	30,995	30,191	27,587	24,769	10,085	8,672	7,564
18	34,805	32,346	31,526	28,869	25,989	10,865	9,390	8,231
19	36,191	33,687	32,852	30,144	27,204	11,651	10,117	8,907
20	37,566	35,020	34,170	31,410	28,412	12,443	10,851	9,591
21	38,932	36,343	35,479	32,671	29,615	13,240	11,591	10,283
22	40,289	37,659	36,781	33,924	30,813	14,041	12,338	10,982
23	41,638	38,968	38,076	35,172	32,007	14,848	13,091	11,689
24	42,980	40,270	39,364	36,415	33,196	15,659	13,848	12,401
25	44,314	41,566	40,646	37,652	34,382	16,473	14,611	13,120
26	45,642	42,856	41,923	38,885	35,563	17,292	15,379	13,844
27	46,963	44,140	43,195	40,113	36,741	18,114	16,151	14,573
28	48,278	45,419	44,461	41,337	37,916	18,939	16,928	15,308
29	49,588	46,693	45,722	42,557	39,087	19,768	17,708	16,047
30	50,892	47,962	46,979	43,773	40,256	20,599	18,493	16,791
31	52,191	49,226	48,232	44,985	41,422	21,434	19,281	17,539
32	53,486	50,487	49,480	46,194	42,585	22,271	20,072	18,291
33	54,776	51,743	50,725	47,400	43,745	23,110	20,867	19,047
34	56,061	52,995	51,966	48,602	44,903	23,952	21,664	19,806
35	57,342	54,244	53,203	49,802	46,059	24,797	22,465	20,569
36	58,619	55,489	54,437	50,998	47,212	25,643	23,269	21,336
37	59,893	56,730	55,668	52,192	48,363	26,492	24,075	22,106
38	61,162	57,969	56,896	53,384	49,513	27,343	24,884	22,878
39	62,428	59,204	58,120	54,572	50,660	28,196	25,695	23,654
40	63,691	60,436	59,342	55,758	51,805	29,051	26,509	24,433



Annexe F : valeurs critiques de la distribution F

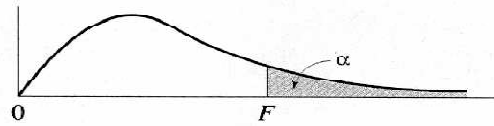


TABLE 1 $\alpha = .05$

	Degrés de liberté pour le numérateur															
	1	2	3	4	5	6	7	8	9	10	15	20	25	30	40	50
Degrés de liberté pour le dénominateur																
1	161.4	199.5	215.8	224.8	230.0	233.8	236.5	238.6	240.1	242.1	245.2	248.4	248.9	250.5	250.8	252.6
2	18.51	19.00	19.16	19.25	19.30	19.33	19.35	19.37	19.38	19.40	19.43	19.44	19.46	19.47	19.48	19.48
3	10.13	9.55	9.28	9.12	9.01	8.94	8.89	8.85	8.81	8.79	8.70	8.66	8.63	8.62	8.59	8.58
4	7.71	6.94	6.59	6.39	6.26	6.16	6.09	6.04	6.00	5.96	5.86	5.80	5.77	5.75	5.72	5.70
5	6.61	5.79	5.41	5.19	5.05	4.95	4.88	4.82	4.77	4.74	4.62	4.56	4.52	4.50	4.46	4.44
6	5.99	5.14	4.76	4.53	4.39	4.28	4.21	4.15	4.10	4.06	3.94	3.87	3.83	3.81	3.77	3.75
7	5.59	4.74	4.35	4.12	3.97	3.87	3.79	3.73	3.68	3.64	3.51	3.44	3.40	3.38	3.34	3.32
8	5.32	4.46	4.07	3.84	3.69	3.58	3.50	3.44	3.39	3.35	3.22	3.15	3.11	3.08	3.04	3.02
9	5.12	4.26	3.86	3.63	3.48	3.37	3.29	3.23	3.18	3.14	3.01	2.94	2.89	2.86	2.83	2.80
10	4.96	4.10	3.71	3.48	3.33	3.22	3.14	3.07	3.02	2.98	2.85	2.77	2.73	2.70	2.66	2.64
11	4.84	3.98	3.59	3.36	3.20	3.09	3.01	2.95	2.90	2.85	2.72	2.65	2.60	2.57	2.53	2.51
12	4.75	3.89	3.49	3.26	3.11	3.00	2.91	2.85	2.80	2.75	2.62	2.54	2.50	2.47	2.43	2.40
13	4.67	3.81	3.41	3.18	3.03	2.92	2.83	2.77	2.71	2.67	2.53	2.46	2.41	2.38	2.34	2.31
14	4.60	3.74	3.34	3.11	2.96	2.85	2.76	2.70	2.65	2.60	2.46	2.39	2.34	2.31	2.27	2.24
15	4.54	3.68	3.29	3.06	2.90	2.79	2.71	2.64	2.59	2.54	2.40	2.33	2.28	2.25	2.20	2.18
16	4.49	3.63	3.24	3.01	2.85	2.74	2.66	2.59	2.54	2.49	2.35	2.28	2.23	2.19	2.15	2.12
17	4.45	3.59	3.20	2.96	2.81	2.70	2.61	2.55	2.49	2.45	2.31	2.23	2.18	2.15	2.10	2.08
18	4.41	3.55	3.16	2.93	2.77	2.66	2.58	2.51	2.46	2.41	2.27	2.19	2.14	2.11	2.06	2.04
19	4.38	3.52	3.13	2.90	2.74	2.63	2.54	2.48	2.42	2.38	2.23	2.16	2.11	2.07	2.03	2.00
20	4.35	3.49	3.10	2.87	2.71	2.60	2.51	2.45	2.39	2.35	2.20	2.12	2.07	2.04	1.99	1.97
22	4.30	3.44	3.05	2.82	2.66	2.55	2.46	2.40	2.34	2.30	2.15	2.07	2.02	1.98	1.94	1.91
24	4.26	3.40	3.01	2.78	2.62	2.51	2.42	2.36	2.30	2.25	2.11	2.03	1.97	1.94	1.89	1.86
26	4.23	3.37	2.98	2.74	2.59	2.47	2.39	2.32	2.27	2.22	2.07	1.99	1.94	1.90	1.85	1.82
28	4.20	3.34	2.95	2.71	2.56	2.45	2.36	2.29	2.24	2.19	2.04	1.96	1.91	1.87	1.82	1.79
30	4.17	3.32	2.92	2.69	2.53	2.42	2.33	2.27	2.21	2.16	2.01	1.93	1.88	1.84	1.79	1.76
40	4.08	3.23	2.84	2.61	2.45	2.34	2.25	2.18	2.12	2.08	1.92	1.84	1.78	1.74	1.69	1.66
50	4.03	3.18	2.79	2.56	2.40	2.29	2.20	2.13	2.07	2.03	1.87	1.78	1.73	1.69	1.63	1.60
60	4.00	3.15	2.76	2.53	2.37	2.25	2.17	2.10	2.04	1.99	1.84	1.75	1.69	1.65	1.59	1.56
120	3.92	3.07	2.68	2.45	2.29	2.18	2.09	2.02	1.96	1.91	1.75	1.66	1.60	1.55	1.50	1.46
200	3.89	3.04	2.65	2.42	2.26	2.14	2.06	1.98	1.93	1.88	1.72	1.62	1.56	1.52	1.46	1.41
500	3.86	3.01	2.62	2.39	2.23	2.12	2.03	1.96	1.90	1.85	1.69	1.59	1.53	1.48	1.42	1.38
1000	3.85	3.01	2.61	2.38	2.22	2.11	2.02	1.95	1.89	1.84	1.68	1.58	1.52	1.47	1.41	1.36

TABLE 2 $\alpha = .025$

	Degrés de liberté pour le numérateur															
	1	2	3	4	5	6	7	8	9	10	15	20	25	30	40	50
Degrés de liberté pour le dénominateur																
1	647.8	799.5	864.2	899.6	921.8	937.1	948.2	956.7	963.3	968.6	984.9	993.1	998.1	1001	1006	1008
2	38.51	39.00	39.17	39.25	39.30	39.33	39.36	39.37	39.39	39.40	39.43	39.45	39.46	39.46	39.47	39.48
3	17.44	16.04	15.44	15.10	14.89	14.73	14.62	14.54	14.47	14.42	14.25	14.17	14.12	14.08	14.04	14.01
4	12.22	10.65	9.98	9.60	9.36	9.20	9.07	8.98	8.90	8.84	8.66	8.56	8.50	8.46	8.41	8.38
5	10.01	8.43	7.76	7.39	7.15	6.98	6.85	6.76	6.68	6.62	6.43	6.33	6.27	6.23	6.18	6.14
6	8.81	7.26	6.60	6.23	5.99	5.82	5.70	5.60	5.52	5.46	5.27	5.17	5.11	5.07	5.01	4.98
7	8.07	6.54	5.89	5.52	5.29	5.12	4.99	4.90	4.82	4.76	4.57	4.47	4.40	4.36	4.31	4.28
8	7.57	6.06	5.42	5.05	4.82	4.65	4.53	4.43	4.36	4.30	4.10	4.00	3.94	3.89	3.84	3.81
9	7.21	5.71	5.08	4.72	4.48	4.32	4.20	4.10	4.03	3.96	3.77	3.67	3.60	3.56	3.51	3.47
10	6.94	5.46	4.83	4.47	4.24	4.07	3.95	3.85	3.78	3.72	3.52	3.42	3.35	3.31	3.26	3.22
11	6.72	5.26	4.63	4.28	4.04	3.88	3.76	3.66	3.59	3.53	3.33	3.23	3.16	3.12	3.06	3.03
12	6.55	5.10	4.47	4.12	3.89	3.73	3.61	3.51	3.44	3.37	3.18	3.07	3.01	2.96	2.91	2.87
13	6.41	4.97	4.35	4.00	3.77	3.60	3.48	3.39	3.31	3.25	3.05	2.95	2.88	2.84	2.78	2.74
14	6.30	4.86	4.24	3.89	3.66	3.50	3.38	3.29	3.21	3.15	2.95	2.84	2.78	2.73	2.67	2.64
15	6.20	4.77	4.15	3.80	3.58	3.41	3.29	3.20	3.12	3.06	2.86	2.76	2.69	2.64	2.59	2.55
16	6.12	4.69	4.08	3.73	3.50	3.34	3.22	3.12	3.05	2.99	2.79	2.68	2.61	2.57	2.51	2.47
17	6.04	4.62	4.01	3.66	3.44	3.28	3.16	3.06	2.98	2.92	2.72	2.62	2.55	2.50	2.44	2.41
18	5.98	4.56	3.95	3.61	3.38	3.22	3.10	3.01	2.93	2.87	2.67	2.56	2.49	2.44	2.38	2.35
19	5.92	4.51	3.90	3.56	3.33	3.17	3.05	2.96	2.88	2.82	2.62	2.51	2.44	2.39	2.33	2.30
20	5.87	4.46	3.86	3.51	3.29	3.13	3.01	2.91	2.84	2.77	2.57	2.46	2.40	2.35	2.29	2.25
22	5.79	4.38	3.78	3.44	3.22	3.05	2.93	2.84	2.76	2.70	2.50	2.39	2.32	2.27	2.21	2.17
24	5.72	4.32	3.72	3.38	3.15	2.99	2.87	2.78	2.70	2.64	2.44	2.33	2.26	2.21	2.15	2.11
26	5.66	4.27	3.67	3.33	3.10	2.94	2.82	2.73	2.65	2.59	2.39	2.28	2.21	2.16	2.09	2.05
28	5.61	4.22	3.63	3.29	3.06	2.90	2.78	2.69	2.61	2.55	2.34	2.23	2.16	2.11	2.05	2.01
30	5.57	4.18	3.59	3.25	3.03	2.87	2.75	2.65	2.57	2.51	2.31	2.20	2.12	2.07	2.01	1.97
40	5.42	4.05	3.46	3.13	2.90	2.74	2.62	2.53	2.45	2.39	2.18	2.07	1.99	1.94	1.88	1.83
50	5.34	3.97	3.39	3.05	2.83	2.67	2.55	2.46	2.38	2.32	2.11	1.99	1.92	1.87	1.80	1.75
60	5.29	3.93	3.34	3.01	2.79	2.63	2.51	2.41	2.33	2.27	2.06	1.94	1.87	1.82	1.74	1.70
120	5.15	3.80	3.23	2.89	2.67	2.52	2.39	2.30	2.22	2.16	1.94	1.82	1.75	1.69	1.61	1.56
200	5.10	3.76	3.18	2.85	2.63	2.47	2.35	2.26	2.18	2.11	1.90	1.78	1.70	1.64	1.56	1.51
500	5.05	3.72	3.14	2.81	2.59	2.43	2.31	2.22	2.14	2.07	1.86	1.74	1.65	1.60	1.52	1.46
1000	5.04	3.70	3.13	2.80	2.58	2.42	2.30	2.20	2.13	2.06	1.85	1.72	1.64	1.58	1.50	1.45

Table A5 Table of Critical *T* Values for Wilcoxon's Signed-Ranks and Matched-Pairs Signed-Ranks Test

<i>n</i>	One-tailed level of significance				One-tailed level of significance				
	.05	.025	.01	.005	.05	.025	.01	.005	
	Two-tailed level of significance				Two-tailed level of significance				
	.10	.05	.02	.01	.10	.05	.02	.01	
5	0	–	–	–	28	130	116	101	91
6	2	0	–	–	29	140	126	110	100
7	3	2	0	–	30	151	137	120	109
8	5	3	1	0	31	163	147	130	118
9	8	5	3	1	32	175	159	140	128
10	10	8	5	3	33	187	170	151	138
11	13	10	7	5	34	200	182	162	148
12	17	13	9	7	35	213	195	173	159
13	21	17	12	9	36	227	208	185	171
14	25	21	15	12	37	241	221	198	182
15	30	25	19	15	38	256	235	211	194
16	35	29	23	19	39	271	249	224	207
17	41	34	27	23	40	286	264	238	220
18	47	40	32	27	41	302	279	252	233
19	53	46	37	32	42	319	294	266	247
20	60	52	43	37	43	336	310	281	261
21	67	58	49	42	44	353	327	296	276
22	75	65	55	48	45	371	343	312	291
23	83	73	62	54	46	389	361	328	307
24	91	81	69	61	47	407	378	345	322
25	100	89	76	68	48	426	396	362	339
26	110	98	84	75	49	446	415	379	355
27	119	107	92	83	50	466	434	397	373

Table pour la distribution du T de Wilcoxon pour échantillons appariés

Table A8 Table of Critical Values for the Single-Sample Runs Test

Numbers listed are tabled critical two-tailed .05 and one-tailed .025 values.

n_1	2	3	4	5	6	7	8	9	10	11	12	13	14	15	16	17	18	19	20
2											2	2	2	2	2	2	2	2	2
3					2	2	2	2	2	2	2	2	2	3	3	3	3	3	3
4				2	2	2	3	3	3	3	3	3	3	3	4	4	4	4	4
5			2	2	3	3	3	3	3	4	4	4	4	4	4	4	4	5	5
6	2	2	3	3	3	3	4	4	4	4	5	5	5	5	5	5	5	6	6
7	2	2	3	3	3	4	4	5	5	5	5	5	6	6	6	6	6	6	6
8	2	3	3	3	4	4	5	5	5	6	6	6	6	6	7	7	7	7	7
9	2	3	3	4	4	5	5	5	6	6	6	7	7	7	7	8	8	8	8
10	2	3	3	4	5	5	5	6	6	7	7	7	7	8	8	8	8	8	9
11	2	3	4	4	5	5	6	6	7	7	7	8	8	8	9	9	9	9	9
12	2	2	3	4	4	5	6	6	7	7	7	8	8	8	9	9	9	10	10
13	2	2	3	4	5	5	6	6	7	7	8	8	9	9	9	10	10	10	10
14	2	2	3	4	5	5	6	7	7	8	8	9	9	9	10	10	10	11	11
15	2	3	3	4	5	6	6	7	7	8	8	9	9	10	10	11	11	11	12
16	2	3	4	4	5	6	6	7	8	8	9	9	10	10	11	11	11	12	12
17	2	3	4	4	5	6	7	7	8	9	9	10	10	11	11	11	12	12	13
18	2	3	4	5	5	6	7	8	8	9	9	10	10	11	11	12	12	13	13
19	2	3	4	5	6	6	7	8	8	9	10	10	11	11	12	12	13	13	13
20	2	3	4	5	6	6	7	8	9	9	10	10	11	12	12	13	13	13	14

Table pour la distribution des séquences pour 1 échantillon

Table A11 Table of Critical Values for Mann-Whitney *U* Statistic

(Two-Tailed .05 Values)

$n_2 \backslash n_1$	1	2	3	4	5	6	7	8	9	10	11	12	13	14	15	16	17	18	19	20
1																				
2								0	0	0	0	1	1	1	1	1	2	2	2	2
3					0	1	1	2	2	3	3	4	4	5	5	6	6	7	7	8
4				0	1	2	3	4	4	5	6	7	8	9	10	11	11	12	13	13
5			0	1	2	3	5	6	7	8	9	11	12	13	14	15	17	18	19	20
6			1	2	3	5	6	8	10	11	13	14	16	17	19	21	22	24	25	27
7			1	3	5	6	8	10	12	14	16	18	20	22	24	26	28	30	32	34
8		0	2	4	6	8	10	13	15	17	19	22	24	26	29	31	34	36	38	41
9		0	2	4	7	10	12	15	17	20	23	26	28	31	34	37	39	42	45	48
10		0	3	5	8	11	14	17	20	23	26	29	33	36	39	42	45	48	52	55
11		0	3	6	9	13	16	19	23	26	30	33	37	40	44	47	51	55	59	62
12		1	4	7	11	14	18	22	26	29	33	37	41	45	49	53	57	61	65	69
13		1	4	8	12	16	20	24	28	33	37	41	45	50	54	59	63	67	72	76
14		1	5	9	13	17	22	26	31	36	40	45	50	55	59	64	67	74	78	83
15		1	5	10	14	19	24	29	34	39	44	49	54	59	64	70	75	80	85	90
16		1	6	11	15	21	26	31	37	42	47	53	59	64	70	75	81	86	92	98
17		2	6	11	17	22	28	34	39	45	51	57	63	67	75	81	87	93	99	105
18		2	7	12	18	24	30	36	42	48	55	61	67	74	80	86	93	99	106	112
19		2	7	13	19	25	32	38	45	52	58	65	72	78	85	92	99	106	113	119
20		2	8	13	20	27	34	41	48	55	62	69	76	83	90	98	105	112	119	127

(One-Tailed .05 Values)

$n_2 \backslash n_1$	1	2	3	4	5	6	7	8	9	10	11	12	13	14	15	16	17	18	19	20
1																			0	0
2					0	0	0	1	1	1	1	2	2	3	3	3	3	4	4	4
3			0	0	1	2	2	3	3	4	5	5	6	7	7	8	9	9	10	11
4			0	1	2	3	4	5	6	7	8	9	10	11	12	14	15	16	17	18
5		0	1	2	4	5	6	8	9	11	12	13	15	16	18	19	20	22	23	25
6		0	2	3	5	7	8	10	12	14	16	17	19	21	23	25	26	28	30	32
7		0	2	4	6	8	11	13	15	17	19	21	24	26	28	30	33	35	37	39
8		1	3	5	8	10	13	15	18	20	23	26	28	31	33	36	39	41	44	47
9		1	3	6	9	12	15	18	21	24	27	30	33	36	39	42	45	48	51	54
10		1	4	7	11	14	17	20	24	27	31	34	37	41	44	48	51	55	58	62
11		1	5	8	12	16	19	23	27	31	34	38	42	46	50	54	57	61	65	69
12		2	5	9	13	17	21	26	30	34	38	42	47	51	55	60	64	68	72	77
13		2	6	10	15	19	24	28	33	37	42	47	51	56	61	65	70	75	80	84
14		2	7	11	16	21	26	31	36	41	46	51	56	61	66	71	77	82	87	92
15		3	7	12	18	23	28	33	39	44	50	55	61	66	72	77	83	88	94	100
16		3	8	14	19	25	30	36	42	48	54	60	65	71	77	83	89	95	101	107
17		3	9	15	20	26	33	39	45	51	57	64	70	77	83	89	96	102	109	115
18		4	9	16	22	28	35	41	48	55	61	68	75	82	88	95	102	109	116	123
19	0	4	10	17	23	30	37	44	51	58	65	72	80	87	94	101	109	116	123	130
20	0	4	11	18	25	32	39	47	54	62	69	77	84	92	100	107	115	123	130	138

Table A11 Table of critical Values for Mann-Whitney U Statistic (continued)

(Two-Tailed .01 Values)

$n_1 \backslash n_2$	1	2	3	4	5	6	7	8	9	10	11	12	13	14	15	16	17	18	19	20		
1																						
2																				0	0	
3									0	0	0	1	1	1	2	2	2	2	3	3	3	
4						0	0	1	1	2	3	4	5	6	7	7	8	9	10	11	12	13
5				0	1	1	2	3	4	5	6	7	9	10	11	12	13	15	16	17	18	18
6			0	1	3	4	6	7	9	10	12	13	15	16	18	19	21	22	24	24	24	24
7			0	1	3	5	7	9	11	13	16	18	20	22	24	27	29	31	33	36	36	36
8			0	2	4	6	9	11	13	16	18	21	24	26	29	31	34	37	39	42	45	48
9			0	2	5	7	10	13	16	18	21	24	27	30	33	36	39	42	45	48	51	54
10			1	3	6	9	12	15	18	21	24	27	31	34	37	41	44	47	51	54	58	60
11			1	3	7	10	13	17	20	24	27	31	34	38	42	45	49	53	56	60	64	67
12			1	4	7	11	15	18	22	26	30	34	38	42	46	50	54	58	63	67	71	73
13			2	5	8	12	16	20	24	29	33	37	42	46	51	55	60	64	69	73	78	81
14			2	5	9	13	18	22	27	31	36	41	45	50	55	60	65	70	74	79	84	87
15			2	6	10	15	19	24	29	34	39	44	49	54	60	65	70	75	81	86	91	94
16			2	6	11	16	21	26	31	37	42	47	53	58	64	70	75	81	87	92	98	101
17			2	6	11	16	21	26	31	37	42	47	53	58	64	70	75	81	87	93	99	105
18			2	6	11	16	21	26	31	37	42	47	53	58	64	70	75	81	87	93	99	105
19		0	3	7	12	17	22	28	33	39	45	51	56	63	69	74	81	87	93	99	105	111
20		0	3	8	13	18	24	30	36	42	48	54	60	67	73	79	85	92	99	105	111	117

(One-Tailed .01 Values)

$n_1 \backslash n_2$	1	2	3	4	5	6	7	8	9	10	11	12	13	14	15	16	17	18	19	20		
1																						
2													0	0	0	0	0	0	1	1	1	1
3							0	0	1	1	1	2	2	3	3	4	4	4	4	5	5	5
4					0	1	1	2	3	3	4	5	5	6	7	7	8	9	9	10	10	10
5				0	1	2	3	4	5	6	7	8	9	10	11	12	13	14	15	16	16	16
6				1	2	3	4	6	7	8	9	11	12	13	15	16	18	19	20	22	22	22
7			0	1	3	4	6	7	9	11	12	14	16	17	19	21	23	24	26	28	28	28
8			0	2	4	6	7	9	11	13	15	17	20	22	24	26	28	30	32	34	34	34
9			1	3	5	7	9	11	14	16	18	21	23	26	28	31	33	36	38	40	40	40
10			1	3	6	8	11	13	16	19	22	24	27	30	33	36	38	41	44	47	47	47
11			1	4	7	9	12	15	18	22	25	28	31	34	37	41	44	47	50	53	53	53
12			2	5	8	11	14	17	21	24	28	31	35	38	42	46	49	53	56	60	60	60
13			0	2	5	9	12	16	20	23	27	31	35	39	43	47	51	55	59	63	63	63
14			0	2	6	10	13	17	22	26	30	34	38	43	47	51	56	60	65	69	73	73
15			0	3	7	11	15	19	24	28	33	37	42	47	51	56	61	66	70	75	80	80
16			0	3	7	12	16	21	26	31	36	41	46	51	56	61	66	71	76	82	87	87
17			0	4	8	13	18	23	28	33	38	44	49	55	60	66	71	77	82	88	93	93
18			0	4	9	14	19	24	30	36	41	47	53	59	65	70	76	82	88	94	100	100
19			1	4	9	15	20	26	32	38	44	50	56	63	69	75	82	88	94	101	107	107
20			1	5	10	16	22	28	34	40	47	53	60	67	73	80	87	93	100	107	114	114

Table A21 Table of Critical Values for the Kolmogorov–Smirnov Goodness-of-Fit Test for a Single Sample

	.10	.05	.025	.01	.005
One-tailed					
Two-tailed	.20	.10	.050	.02	.010
<i>n</i> = 1	.900	.950	.975	.990	.995
2	.684	.776	.842	.900	.929
3	.565	.636	.708	.785	.829
4	.493	.565	.624	.689	.734
5	.447	.509	.563	.627	.669
6	.410	.468	.519	.577	.617
7	.381	.436	.483	.538	.576
8	.358	.410	.454	.507	.542
9	.339	.387	.430	.480	.513
10	.323	.369	.409	.457	.489
11	.308	.352	.391	.437	.468
12	.296	.338	.375	.419	.449
13	.285	.325	.361	.404	.432
14	.275	.314	.349	.390	.418
15	.266	.304	.338	.377	.404
16	.258	.295	.327	.366	.392
17	.250	.286	.318	.355	.381
18	.244	.279	.309	.346	.371
19	.237	.271	.301	.337	.361
20	.232	.265	.294	.329	.352
21	.226	.259	.287	.321	.344
22	.221	.253	.281	.314	.337
23	.216	.247	.275	.307	.330
24	.212	.242	.269	.301	.323
25	.208	.238	.264	.295	.317
26	.204	.233	.259	.290	.311
27	.200	.229	.254	.284	.305
28	.197	.225	.250	.279	.300
29	.193	.221	.246	.275	.295
30	.190	.218	.242	.270	.290
31	.187	.214	.238	.266	.285
32	.184	.211	.234	.262	.281
33	.182	.208	.231	.258	.277
34	.179	.205	.227	.254	.273
35	.177	.202	.224	.251	.269
36	.174	.199	.221	.247	.265
37	.172	.196	.218	.244	.262
38	.170	.194	.215	.241	.258
39	.168	.191	.213	.238	.255
40	.165	.189	.210	.235	.252
<i>n</i> > 40	$1.07/\sqrt{n}$	$1.22/\sqrt{n}$	$1.36/\sqrt{n}$	$1.52/\sqrt{n}$	$1.63/\sqrt{n}$

Table A22 Table of Critical Values for the Lilliefors Test for Normality

	.20	.15	.10	.05	.01
One-tailed					
Two-tailed	.40	.30	.20	.10	.02
<i>n</i> = 4	.300	.319	.352	.381	.417
5	.285	.299	.315	.337	.405
6	.265	.277	.294	.319	.364
7	.247	.258	.276	.300	.348
8	.233	.244	.261	.285	.331
9	.223	.233	.249	.271	.311
10	.215	.224	.239	.258	.294
11	.206	.217	.230	.249	.284
12	.199	.212	.223	.242	.275
13	.190	.202	.214	.234	.268
14	.183	.194	.207	.227	.261
15	.177	.187	.201	.220	.257
16	.173	.182	.195	.213	.250
17	.169	.177	.189	.206	.245
18	.166	.173	.184	.200	.239
19	.163	.169	.179	.195	.235
20	.160	.166	.174	.190	.231
25	.142	.147	.158	.173	.200
30	.131	.136	.144	.161	.187
<i>n</i> > 30	$.736/\sqrt{n}$	$.768/\sqrt{n}$	$.805/\sqrt{n}$	$.886/\sqrt{n}$	$1.031/\sqrt{n}$

**Table A23 Table of Critical Values for the Kolmogorov-Smirnov Test
for Two Independent Samples**

		One-tailed		Two-tailed			
		.10	.05	.025	.01	.005	
n_1	n_2	.20	.10	.05	.02	.01	
3	3	.667	.667				
3	4	.750	.750				
3	5	.667	.800	.800			
3	6	.667	.667	.833			
3	7	.667	.714	.857	.857		
3	8	.625	.750	.750	.875		
3	9	.667	.667	.778	.889	.889	
3	10	.600	.700	.800	.900	.900	
3	12	.583	.667	.750	.833	.917	
4	4	.750	.750	.750			
4	5	.600	.750	.800	.800		
4	6	.583	.667	.750	.833	.833	
4	7	.607	.714	.750	.857	.857	
4	8	.625	.625	.750	.875	.875	
4	9	.556	.667	.750	.778	.889	
4	10	.550	.650	.700	.800	.800	
4	12	.583	.667	.667	.750	.833	
4	16	.563	.625	.688	.750	.812	
5	5	.600	.600	.800	.800	.800	
5	6	.600	.667	.667	.833	.833	
5	7	.571	.657	.714	.829	.857	
5	8	.550	.625	.675	.800	.800	
5	9	.556	.600	.689	.778	.800	
5	10	.500	.600	.700	.700	.800	
5	15	.533	.600	.667	.733	.733	
5	20	.500	.550	.600	.700	.750	
6	6	.500	.667	.667	.833	.833	
6	7	.548	.571	.690	.714	.833	
6	8	.500	.583	.667	.750	.750	
6	9	.500	.556	.667	.722	.778	
6	10	.500	.567	.633	.700	.733	
6	12	.500	.583	.583	.667	.750	
6	18	.444	.556	.611	.667	.722	
6	24	.458	.500	.583	.625	.667	
7	7	.571	.571	.714	.714	.714	
7	8	.482	.589	.625	.732	.750	
7	9	.492	.556	.635	.714	.746	
7	10	.471	.557	.614	.700	.714	
7	14	.429	.500	.571	.643	.714	
7	28	.429	.464	.536	.607	.643	
8	8	.500	.500	.625	.625	.750	
8	9	.444	.542	.625	.667	.750	
8	10	.475	.525	.575	.675	.700	
8	12	.458	.500	.583	.625	.667	
8	16	.438	.500	.563	.625	.625	
8	32	.406	.438	.500	.563	.594	

**Table A23 Table of Critical Values for the Kolmogorov–Smirnov Test
for Two Independent Samples (continued)**

n_1	One-tailed Two-tailed n_2	.10	.05	.025	.01	.005
		.20	.10	.05	.02	.01
9	9	.444	.556	.556	.667	.667
9	10	.467	.500	.578	.667	.689
9	12	.444	.500	.556	.611	.667
9	15	.422	.489	.533	.600	.644
9	18	.389	.444	.500	.556	.611
9	36	.361	.417	.472	.528	.556
10	10	.400	.500	.600	.600	.700
10	15	.400	.467	.500	.567	.633
10	20	.400	.450	.500	.550	.600
10	40	.350	.400	.450	.500	.576
11	11	.454	.454	.545	.636	.636
12	12	.417	.417	.500	.583	.583
12	15	.383	.450	.500	.550	.583
12	16	.375	.438	.479	.542	.583
12	18	.361	.417	.472	.528	.556
12	20	.367	.417	.467	.517	.567
13	13	.385	.462	.462	.538	.615
14	14	.357	.429	.500	.500	.571
15	15	.333	.400	.467	.467	.533
16	16	.375	.375	.438	.500	.563
17	17	.353	.412	.412	.471	.529
18	18	.333	.389	.444	.500	.500
19	19	.316	.368	.421	.473	.473
20	20	.300	.350	.400	.450	.500
21	21	.286	.333	.381	.429	.476
22	22	.318	.364	.364	.454	.454
23	23	.304	.348	.391	.435	.435
24	24	.292	.333	.375	.417	.458
25	25	.280	.320	.360	.400	.440
For all other sample sizes		1.07K	1.22K	1.36K	1.52K	1.63K

$$\text{Where: } K = \sqrt{\frac{n_1 + n_2}{n_1 n_2}}$$

Table A16 Table of Critical Values for Pearson r

	One-tailed level of significance			
	.05	.025	.01	.005
	Two-tailed level of significance			
	.10	.05	.02	.01
<i>df = n-2</i>				
1	.988	.997	.9995	.9999
2	.900	.950	.980	.990
3	.805	.878	.934	.959
4	.729	.811	.882	.917
5	.669	.754	.833	.874
6	.622	.707	.789	.834
7	.582	.666	.750	.798
8	.549	.632	.716	.765
9	.521	.602	.685	.735
10	.497	.576	.658	.708
11	.476	.553	.634	.684
12	.458	.532	.612	.661
13	.441	.514	.592	.641
14	.426	.497	.574	.623
15	.412	.482	.558	.606
16	.400	.468	.542	.590
17	.389	.456	.528	.575
18	.378	.444	.516	.561
19	.369	.433	.503	.549
20	.360	.423	.492	.537
21	.352	.413	.482	.526
22	.344	.404	.472	.515
23	.337	.396	.462	.505
24	.330	.388	.453	.496
25	.323	.381	.445	.487
26	.317	.374	.437	.479
27	.311	.367	.430	.471
28	.306	.361	.423	.463
29	.301	.355	.416	.456
30	.296	.349	.409	.449
35	.275	.325	.381	.418
40	.257	.304	.358	.393
45	.243	.288	.338	.372
50	.231	.273	.322	.354
60	.211	.250	.295	.325
70	.195	.232	.274	.302
80	.183	.217	.256	.283
90	.173	.205	.242	.267
100	.164	.195	.230	.254

Table A18 Table of Critical Values for Spearman's Rho

<i>n</i>	One-tailed level of significance			
	.05	.025	.01	.005
	Two-tailed level of significance			
	.10	.05	.02	.01
4	1.000	—	—	—
5	.900	1.000	1.000	—
6	.829	.886	.943	1.000
7	.714	.786	.893	.929
8	.643	.738	.833	.881
9	.600	.700	.783	.833
10	.564	.648	.745	.794
11	.536	.618	.709	.755
12	.503	.587	.671	.727
13	.484	.560	.648	.703
14	.464	.538	.622	.675
15	.443	.521	.604	.654
16	.429	.503	.582	.635
17	.414	.485	.566	.615
18	.401	.472	.550	.600
19	.391	.460	.535	.584
20	.380	.447	.520	.570
21	.370	.435	.508	.556
22	.361	.425	.496	.544
23	.353	.415	.486	.532
24	.344	.406	.476	.521
25	.337	.398	.466	.511
26	.331	.390	.457	.501
27	.324	.382	.448	.491
28	.317	.375	.440	.483
29	.312	.368	.433	.475
30	.306	.362	.425	.467
35	.283	.335	.394	.433
40	.264	.313	.368	.405
45	.248	.294	.347	.382
50	.235	.279	.329	.363
60	.214	.255	.300	.331
70	.190	.235	.278	.307
80	.185	.220	.260	.287
90	.174	.207	.245	.271
100	.165	.197	.233	.257

Table A6 Table of the Binomial Distribution, Individual Probabilities

n	x	p									
		.05	.10	.15	.20	.25	.30	.35	.40	.45	.50
1	0	.9500	.9000	.8500	.8000	.7500	.7000	.6500	.6000	.5500	.5000
	1	.0500	.1000	.1500	.2000	.2500	.3000	.3500	.4000	.4500	.5000
2	0	.9025	.8100	.7225	.6400	.5625	.4900	.4225	.3600	.3025	.2500
	1	.0950	.1800	.2550	.3200	.3750	.4200	.4550	.4800	.4950	.5000
	2	.0025	.0100	.0225	.0400	.0625	.0900	.1225	.1600	.2025	.2500
3	0	.8574	.7290	.6141	.5120	.4219	.3430	.2746	.2160	.1664	.1250
	1	.1354	.2430	.3251	.3840	.4219	.4410	.4436	.4320	.4084	.3750
	2	.0071	.0270	.0574	.0960	.1406	.1890	.2389	.2880	.3341	.3750
	3	.0001	.0010	.0034	.0080	.0156	.0270	.0429	.0640	.0911	.1250
4	0	.8145	.6561	.5220	.4096	.3164	.2401	.1785	.1296	.0915	.0625
	1	.1715	.2916	.3685	.4096	.4219	.4116	.3845	.3456	.2995	.2500
	2	.0135	.0486	.0975	.1536	.2109	.2646	.3105	.3456	.3675	.3750
	3	.0005	.0036	.0115	.0256	.0469	.0756	.1115	.1536	.2005	.2500
	4	.0000	.0001	.0005	.0016	.0039	.0081	.0150	.0256	.0410	.0625
5	0	.7738	.5905	.4437	.3277	.2373	.1681	.1160	.0778	.0503	.0312
	1	.2036	.3280	.3915	.4096	.3955	.3602	.3124	.2592	.2059	.1562
	2	.0214	.0729	.1382	.2048	.2637	.3087	.3364	.3456	.3369	.3125
	3	.0011	.0081	.0244	.0512	.0879	.1323	.1811	.2304	.2757	.3125
	4	.0000	.0004	.0022	.0064	.0146	.0294	.0488	.0768	.1128	.1562
	5	.0000	.0000	.0001	.0003	.0010	.0024	.0053	.0102	.0185	.0312
6	0	.7351	.5314	.3771	.2621	.1780	.1176	.0754	.0467	.0277	.0156
	1	.2321	.3543	.3993	.3932	.3560	.3025	.2437	.1866	.1359	.0938
	2	.0305	.0984	.1762	.2458	.2966	.3241	.3280	.3110	.2780	.2344
	3	.0021	.0146	.0415	.0819	.1318	.1852	.2355	.2765	.3032	.3125
	4	.0001	.0012	.0055	.0154	.0330	.0595	.0951	.1382	.1861	.2344
	5	.0000	.0001	.0004	.0015	.0044	.0102	.0205	.0369	.0609	.0938
	6	.0000	.0000	.0000	.0001	.0002	.0007	.0018	.0041	.0083	.0156
7	0	.6983	.4783	.3206	.2097	.1335	.0824	.0490	.0280	.0152	.0078
	1	.2573	.3720	.3960	.3670	.3115	.2471	.1848	.1306	.0872	.0547
	2	.0406	.1240	.2097	.2753	.3115	.3177	.2985	.2613	.2140	.1641
	3	.0036	.0230	.0617	.1147	.1730	.2269	.2679	.2903	.2918	.2734
	4	.0002	.0026	.0109	.0287	.0577	.0972	.1442	.1935	.2388	.2734
	5	.0000	.0002	.0012	.0043	.0115	.0250	.0466	.0774	.1172	.1641
	6	.0000	.0000	.0001	.0004	.0013	.0036	.0084	.0172	.0320	.0547
	7	.0000	.0000	.0000	.0000	.0001	.0002	.0006	.0016	.0037	.0078
8	0	.6634	.4305	.2725	.1678	.1001	.0576	.0319	.0168	.0084	.0039
	1	.2793	.3826	.3847	.3355	.2670	.1977	.1373	.0896	.0548	.0312
	2	.0515	.1498	.2376	.2936	.3115	.2965	.2587	.2090	.1669	.1094
	3	.0054	.0331	.0839	.1468	.2076	.2541	.2786	.2787	.2568	.2188
	4	.0004	.0046	.0185	.0459	.0865	.1361	.1875	.2322	.2627	.2734
	5	.0000	.0004	.0026	.0092	.0231	.0467	.0808	.1239	.1719	.2188
	6	.0000	.0000	.0002	.0011	.0038	.0100	.0217	.0413	.0703	.1094
	7	.0000	.0000	.0000	.0001	.0004	.0012	.0033	.0079	.0164	.0312
	8	.0000	.0000	.0000	.0000	.0000	.0001	.0002	.0007	.0017	.0039

Table A7 Table of the Binomial Distribution, Cumulative Probabilities

n	x'	π									
		.05	.10	.15	.20	.25	.30	.35	.40	.45	.50
2	1	.0975	.1900	.2775	.3600	.4375	.5100	.5775	.6400	.6975	.7500
	2	.0025	.0100	.0225	.0400	.0625	.0900	.1225	.1600	.2025	.2500
3	1	.1426	.2710	.3859	.4880	.5781	.6570	.7254	.7840	.8336	.8750
	2	.0072	.0290	.0608	.1040	.1562	.2160	.2818	.3520	.4252	.5000
	3	.0001	.0010	.0034	.0080	.0156	.0270	.0429	.0640	.0911	.1250
4	1	.1855	.3439	.4780	.5904	.6836	.7599	.8215	.8704	.9085	.9375
	2	.0140	.0523	.1095	.1808	.2617	.3483	.4370	.5248	.6090	.6875
	3	.0005	.0037	.0120	.0272	.0508	.0837	.1265	.1792	.2415	.3125
	4	.0000	.0001	.0005	.0016	.0039	.0081	.0150	.0258	.0410	.0625
5	1	.2282	.4005	.5563	.6723	.7627	.8319	.8840	.9222	.9497	.9688
	2	.0226	.0815	.1848	.2627	.3672	.4718	.5716	.6630	.7438	.8125
	3	.0012	.0068	.0266	.0579	.1035	.1631	.2352	.3174	.4069	.5000
	4	.0000	.0005	.0022	.0067	.0156	.0308	.0540	.0870	.1312	.1875
	5	.0000	.0000	.0001	.0003	.0010	.0024	.0053	.0102	.0185	.0312
6	1	.2649	.4686	.6229	.7379	.8220	.8824	.9246	.9533	.9723	.9844
	2	.0328	.1143	.2235	.3447	.4661	.5798	.6809	.7667	.8364	.8906
	3	.0022	.0158	.0473	.0989	.1694	.2557	.3529	.4557	.5585	.6562
	4	.0001	.0013	.0059	.0170	.0376	.0705	.1174	.1792	.2553	.3438
	5	.0000	.0001	.0004	.0016	.0046	.0109	.0223	.0410	.0692	.1094
	6	.0000	.0000	.0000	.0001	.0002	.0007	.0018	.0041	.0083	.0156
7	1	.3017	.5217	.6794	.7903	.8665	.9176	.9510	.9720	.9848	.9922
	2	.0444	.1497	.2834	.4233	.5551	.6706	.7662	.8414	.8976	.9375
	3	.0038	.0257	.0738	.1480	.2436	.3529	.4677	.5801	.6836	.7734
	4	.0002	.0027	.0121	.0333	.0706	.1260	.1998	.2898	.3917	.5000
	5	.0000	.0002	.0012	.0047	.0129	.0288	.0556	.0963	.1529	.2266
	6	.0000	.0000	.0001	.0004	.0013	.0038	.0090	.0188	.0357	.0625
	7	.0000	.0000	.0000	.0000	.0001	.0002	.0006	.0016	.0037	.0078
8	1	.3368	.5695	.7275	.8322	.8999	.9424	.9681	.9832	.9916	.9961
	2	.0572	.1869	.3428	.4967	.6329	.7447	.8309	.8936	.9368	.9648
	3	.0058	.0381	.1052	.2031	.3215	.4482	.5722	.6846	.7799	.8555
	4	.0004	.0050	.0214	.0563	.1138	.1941	.2936	.4059	.5230	.6367
	5	.0000	.0004	.0029	.0104	.0273	.0580	.1061	.1737	.2604	.3633
	6	.0000	.0000	.0002	.0012	.0042	.0113	.0253	.0498	.0885	.1445
	7	.0000	.0000	.0000	.0001	.0004	.0013	.0036	.0085	.0181	.0352
	8	.0000	.0000	.0000	.0000	.0000	.0001	.0002	.0007	.0017	.0039
9	1	.3698	.6128	.7684	.8658	.9249	.9596	.9793	.9899	.9954	.9980
	2	.0712	.2252	.4005	.5638	.6997	.8040	.8789	.9295	.9615	.9805
	3	.0084	.0530	.1409	.2618	.3993	.5372	.6627	.7682	.8505	.9102
	4	.0006	.0083	.0339	.0856	.1657	.2703	.3911	.5174	.6386	.7481
	5	.0000	.0009	.0056	.0196	.0489	.0988	.1717	.2666	.3786	.5000
	6	.0000	.0001	.0006	.0031	.0100	.0253	.0536	.0994	.1658	.2539
	7	.0000	.0000	.0000	.0003	.0013	.0043	.0112	.0250	.0498	.0898
	8	.0000	.0000	.0000	.0000	.0001	.0004	.0014	.0038	.0091	.0195
	9	.0000	.0000	.0000	.0000	.0000	.0000	.0001	.0003	.0008	.0020

TABLE 2. DISTRIBUTION DE POISSON
 $p(x; \lambda)$

x	λ									
	0,1	0,2	0,3	0,4	0,5	0,6	0,7	0,8	0,9	1,0
0	0,9048	0,8187	0,7408	0,6703	0,6065	0,5488	0,4966	0,4493	0,4066	0,3679
1	0,0905	0,1637	0,2222	0,2681	0,3033	0,3293	0,3476	0,3595	0,3659	0,3679
2	0,0045	0,0164	0,0333	0,0536	0,0758	0,0988	0,1217	0,1438	0,1647	0,1839
3	0,0002	0,0011	0,0033	0,0072	0,0126	0,0198	0,0284	0,0383	0,0494	0,0613
4	0,0000	0,0001	0,0002	0,0007	0,0016	0,0030	0,0050	0,0077	0,0111	0,0153
5	0,0000	0,0000	0,0000	0,0001	0,0002	0,0004	0,0007	0,0012	0,0020	0,0031
6	0,0000	0,0000	0,0000	0,0000	0,0000	0,0000	0,0001	0,0002	0,0003	0,0005
7	0,0000	0,0000	0,0000	0,0000	0,0000	0,0000	0,0000	0,0000	0,0000	0,0001

x	λ									
	1,1	1,2	1,3	1,4	1,5	1,6	1,7	1,8	1,9	2,0
0	0,3329	0,3012	0,2725	0,2466	0,2231	0,2019	0,1827	0,1653	0,1496	0,1353
1	0,3662	0,3614	0,3543	0,3452	0,3347	0,3230	0,3106	0,2975	0,2842	0,2707
2	0,2014	0,2169	0,2303	0,2417	0,2510	0,2584	0,2640	0,2678	0,2700	0,2707
3	0,0738	0,0867	0,0998	0,1128	0,1255	0,1378	0,1496	0,1607	0,1710	0,1804
4	0,0203	0,0260	0,0324	0,0395	0,0471	0,0551	0,0636	0,0723	0,0812	0,0902
5	0,0045	0,0062	0,0084	0,0111	0,0141	0,0176	0,0216	0,0260	0,0309	0,0361
6	0,0008	0,0012	0,0018	0,0026	0,0035	0,0047	0,0061	0,0078	0,0098	0,0120
7	0,0001	0,0002	0,0003	0,0005	0,0008	0,0011	0,0015	0,0020	0,0027	0,0034
8	0,0000	0,0000	0,0000	0,0001	0,0001	0,0002	0,0003	0,0005	0,0006	0,0009
9	0,0000	0,0000	0,0000	0,0000	0,0000	0,0000	0,0001	0,0001	0,0001	0,0002

x	λ									
	2,1	2,2	2,3	2,4	2,5	2,6	2,7	2,8	2,9	3,0
0	0,1225	0,1108	0,1003	0,0907	0,0821	0,0743	0,0672	0,0608	0,0550	0,0498
1	0,2572	0,2438	0,2308	0,2177	0,2052	0,1931	0,1815	0,1703	0,1596	0,1494
2	0,2700	0,2681	0,2652	0,2613	0,2565	0,2510	0,2450	0,2384	0,2314	0,2240
3	0,1890	0,1966	0,2033	0,2090	0,2138	0,2176	0,2205	0,2225	0,2237	0,2240
4	0,0992	0,1082	0,1169	0,1254	0,1336	0,1414	0,1488	0,1557	0,1622	0,1680
5	0,0417	0,0476	0,0538	0,0602	0,0668	0,0735	0,0804	0,0872	0,0940	0,1008
6	0,0146	0,0174	0,0206	0,0241	0,0278	0,0319	0,0362	0,0407	0,0455	0,0504
7	0,0044	0,0055	0,0068	0,0083	0,0099	0,0118	0,0139	0,0163	0,0188	0,0216
8	0,0011	0,0015	0,0019	0,0025	0,0031	0,0038	0,0047	0,0057	0,0068	0,0081
9	0,0003	0,0004	0,0005	0,0007	0,0009	0,0011	0,0014	0,0018	0,0022	0,0027
10	0,0001	0,0001	0,0001	0,0002	0,0002	0,0003	0,0004	0,0005	0,0006	0,0008
11	0,0000	0,0000	0,0000	0,0000	0,0000	0,0001	0,0001	0,0001	0,0002	0,0002
12	0,0000	0,0000	0,0000	0,0000	0,0000	0,0000	0,0000	0,0000	0,0000	0,0001

x	λ									
	3,1	3,2	3,3	3,4	3,5	3,6	3,7	3,8	3,9	4,0
0	0,0450	0,0408	0,0369	0,0334	0,0302	0,0273	0,0247	0,0224	0,0202	0,0183
1	0,1397	0,1304	0,1217	0,1135	0,1057	0,0984	0,0915	0,0850	0,0789	0,0733
2	0,2165	0,2087	0,2008	0,1929	0,1850	0,1771	0,1692	0,1615	0,1539	0,1465
3	0,2237	0,2226	0,2209	0,2186	0,2158	0,2125	0,2087	0,2046	0,2001	0,1954
4	0,1734	0,1781	0,1823	0,1858	0,1888	0,1912	0,1931	0,1944	0,1951	0,1954

TABLE 2. (SUITE)

x	λ									
	3.1	3.2	3.3	3.4	3.5	3.6	3.7	3.8	3.9	4.0
0										
1	0.1075	0.1140	0.1203	0.1264	0.1322	0.1377	0.1429	0.1477	0.1522	0.1563
2	0.0555	0.0608	0.0662	0.0716	0.0771	0.0826	0.0881	0.0936	0.0989	0.1042
3	0.0246	0.0278	0.0312	0.0348	0.0385	0.0425	0.0466	0.0508	0.0551	0.0595
4	0.0095	0.0111	0.0129	0.0148	0.0169	0.0191	0.0215	0.0241	0.0269	0.0298
5	0.0033	0.0040	0.0047	0.0056	0.0066	0.0076	0.0089	0.0102	0.0116	0.0132
6										
7										
8										
9										
10	0.0010	0.0013	0.0016	0.0019	0.0023	0.0028	0.0033	0.0039	0.0045	0.0053
11	0.0003	0.0004	0.0005	0.0006	0.0007	0.0009	0.0011	0.0013	0.0016	0.0019
12	0.0001	0.0001	0.0001	0.0002	0.0002	0.0003	0.0003	0.0004	0.0005	0.0006
13	0.0000	0.0000	0.0000	0.0000	0.0001	0.0001	0.0001	0.0001	0.0002	0.0002
14	0.0000	0.0000	0.0000	0.0000	0.0000	0.0000	0.0000	0.0000	0.0000	0.0001

x	λ									
	4.1	4.2	4.3	4.4	4.5	4.6	4.7	4.8	4.9	5.0
0										
1	0.0166	0.0150	0.0136	0.0123	0.0111	0.0101	0.0091	0.0082	0.0074	0.0067
2	0.0679	0.0630	0.0583	0.0540	0.0500	0.0462	0.0427	0.0395	0.0365	0.0337
3	0.1393	0.1323	0.1254	0.1188	0.1125	0.1063	0.1005	0.0948	0.0894	0.0842
4	0.1904	0.1852	0.1798	0.1743	0.1687	0.1631	0.1574	0.1517	0.1460	0.1404
5	0.1951	0.1944	0.1933	0.1917	0.1898	0.1875	0.1849	0.1820	0.1789	0.1755
6										
7										
8										
9										
10	0.1600	0.1633	0.1662	0.1687	0.1708	0.1725	0.1738	0.1747	0.1753	0.1755
11	0.1093	0.1143	0.1191	0.1237	0.1281	0.1323	0.1362	0.1398	0.1432	0.1462
12	0.0640	0.0686	0.0732	0.0778	0.0824	0.0869	0.0914	0.0959	0.1002	0.1044
13	0.0328	0.0360	0.0393	0.0428	0.0463	0.0500	0.0537	0.0575	0.0614	0.0653
14	0.0150	0.0168	0.0188	0.0209	0.0232	0.0255	0.0280	0.0307	0.0334	0.0363
15										
16										
17										
18										
19										
20	0.0041	0.0071	0.0081	0.0092	0.0104	0.0118	0.0132	0.0147	0.0164	0.0181
21	0.0023	0.0027	0.0032	0.0037	0.0043	0.0049	0.0056	0.0064	0.0073	0.0082
22	0.0008	0.0009	0.0011	0.0014	0.0016	0.0019	0.0022	0.0026	0.0030	0.0034
23	0.0002	0.0003	0.0004	0.0005	0.0006	0.0007	0.0008	0.0009	0.0011	0.0013
24	0.0001	0.0001	0.0001	0.0001	0.0002	0.0002	0.0003	0.0003	0.0004	0.0005
25										
26	0.0000	0.0000	0.0000	0.0000	0.0001	0.0001	0.0001	0.0001	0.0001	0.0002

x	λ									
	5.1	5.2	5.3	5.4	5.5	5.6	5.7	5.8	5.9	6.0
0										
1	0.0061	0.0055	0.0050	0.0045	0.0041	0.0037	0.0033	0.0030	0.0027	0.0025
2	0.0311	0.0287	0.0265	0.0244	0.0225	0.0207	0.0191	0.0176	0.0162	0.0149
3	0.0793	0.0746	0.0701	0.0659	0.0618	0.0580	0.0544	0.0509	0.0477	0.0446
4	0.1348	0.1293	0.1239	0.1185	0.1133	0.1082	0.1033	0.0985	0.0938	0.0892
5	0.1719	0.1681	0.1641	0.1600	0.1558	0.1515	0.1472	0.1428	0.1383	0.1339
6										
7										
8										
9										
10	0.1753	0.1748	0.1740	0.1728	0.1714	0.1697	0.1678	0.1656	0.1632	0.1606
11	0.1490	0.1515	0.1537	0.1555	0.1571	0.1584	0.1594	0.1601	0.1605	0.1606
12	0.1086	0.1125	0.1163	0.1200	0.1234	0.1267	0.1298	0.1326	0.1353	0.1377
13	0.0692	0.0731	0.0771	0.0810	0.0849	0.0887	0.0925	0.0962	0.0998	0.1033
14	0.0392	0.0423	0.0454	0.0486	0.0519	0.0552	0.0586	0.0620	0.0654	0.0688

TABLE 2. (SUITE)

x	λ									
	5,1	5,2	5,3	5,4	5,5	5,6	5,7	5,8	5,9	6,0
10	0,0200	0,0220	0,0241	0,0262	0,0285	0,0309	0,0334	0,0359	0,0386	0,0413
11	0,0093	0,0104	0,0116	0,0129	0,0143	0,0157	0,0173	0,0190	0,0207	0,0225
12	0,0039	0,0045	0,0051	0,0058	0,0065	0,0073	0,0082	0,0092	0,0102	0,0112
13	0,0015	0,0018	0,0021	0,0024	0,0028	0,0032	0,0036	0,0041	0,0046	0,0052
14	0,0006	0,0007	0,0008	0,0009	0,0011	0,0013	0,0015	0,0017	0,0019	0,0022
15	0,0002	0,0002	0,0003	0,0003	0,0004	0,0005	0,0006	0,0007	0,0008	0,0009
16	0,0001	0,0001	0,0001	0,0001	0,0001	0,0002	0,0002	0,0002	0,0003	0,0003
17	0,0000	0,0000	0,0000	0,0000	0,0000	0,0001	0,0001	0,0001	0,0001	0,0001

x	λ									
	6,1	6,2	6,3	6,4	6,5	6,6	6,7	6,8	6,9	7,0
0	0,0022	0,0020	0,0018	0,0017	0,0015	0,0014	0,0012	0,0011	0,0010	0,0009
1	0,0137	0,0126	0,0116	0,0106	0,0098	0,0090	0,0082	0,0076	0,0070	0,0064
2	0,0417	0,0390	0,0364	0,0340	0,0318	0,0296	0,0276	0,0258	0,0240	0,0223
3	0,0848	0,0806	0,0765	0,0726	0,0688	0,0652	0,0617	0,0584	0,0552	0,0521
4	0,1294	0,1249	0,1205	0,1162	0,1118	0,1076	0,1034	0,0992	0,0952	0,0912
5	0,1579	0,1549	0,1519	0,1487	0,1454	0,1420	0,1385	0,1349	0,1314	0,1277
6	0,1605	0,1601	0,1595	0,1586	0,1575	0,1562	0,1546	0,1529	0,1511	0,1490
7	0,1399	0,1418	0,1435	0,1450	0,1462	0,1472	0,1480	0,1486	0,1489	0,1490
8	0,1066	0,1099	0,1130	0,1160	0,1188	0,1215	0,1240	0,1263	0,1284	0,1304
9	0,0723	0,0757	0,0791	0,0825	0,0858	0,0891	0,0923	0,0954	0,0985	0,1014
10	0,0441	0,0469	0,0498	0,0528	0,0558	0,0588	0,0618	0,0649	0,0679	0,0710
11	0,0245	0,0265	0,0285	0,0307	0,0330	0,0353	0,0377	0,0401	0,0426	0,0452
12	0,0124	0,0137	0,0150	0,0164	0,0179	0,0194	0,0210	0,0227	0,0245	0,0264
13	0,0058	0,0065	0,0073	0,0081	0,0089	0,0098	0,0108	0,0119	0,0130	0,0142
14	0,0025	0,0029	0,0033	0,0037	0,0041	0,0046	0,0052	0,0058	0,0064	0,0071
15	0,0010	0,0012	0,0014	0,0016	0,0018	0,0020	0,0023	0,0026	0,0029	0,0033
16	0,0004	0,0005	0,0005	0,0006	0,0007	0,0008	0,0010	0,0011	0,0013	0,0014
17	0,0001	0,0002	0,0002	0,0002	0,0003	0,0003	0,0004	0,0004	0,0005	0,0006
18	0,0000	0,0001	0,0001	0,0001	0,0001	0,0001	0,0001	0,0002	0,0002	0,0002
19	0,0000	0,0000	0,0000	0,0000	0,0000	0,0000	0,0000	0,0001	0,0001	0,0001

x	λ									
	7,1	7,2	7,3	7,4	7,5	7,6	7,7	7,8	7,9	8,0
0	0,0008	0,0007	0,0007	0,0006	0,0006	0,0005	0,0005	0,0004	0,0004	0,0003
1	0,0059	0,0054	0,0049	0,0045	0,0041	0,0038	0,0035	0,0032	0,0029	0,0027
2	0,0208	0,0194	0,0180	0,0167	0,0156	0,0145	0,0134	0,0125	0,0116	0,0107
3	0,0492	0,0464	0,0438	0,0413	0,0389	0,0366	0,0345	0,0324	0,0305	0,0286
4	0,0874	0,0836	0,0799	0,0764	0,0729	0,0696	0,0663	0,0632	0,0602	0,0573
5	0,1241	0,1204	0,1167	0,1130	0,1094	0,1057	0,1021	0,0986	0,0951	0,0916
6	0,1468	0,1443	0,1420	0,1394	0,1367	0,1339	0,1311	0,1282	0,1252	0,1221
7	0,1489	0,1486	0,1481	0,1474	0,1465	0,1454	0,1442	0,1428	0,1413	0,1396
8	0,1321	0,1337	0,1351	0,1363	0,1373	0,1382	0,1388	0,1392	0,1395	0,1396
9	0,1042	0,1070	0,1096	0,1121	0,1144	0,1167	0,1187	0,1207	0,1224	0,1241
10	0,0740	0,0770	0,0800	0,0829	0,0858	0,0887	0,0914	0,0941	0,0967	0,0993
11	0,0478	0,0504	0,0531	0,0558	0,0585	0,0613	0,0640	0,0667	0,0693	0,0722

TABLE 2. (SUITE)

x	7,1	7,2	7,3	7,4	7,5	7,6	7,7	7,8	7,9	8,0
12	0,0283	0,0303	0,0323	0,0344	0,0366	0,0388	0,0411	0,0434	0,0457	0,0481
13	0,0154	0,0168	0,0181	0,0196	0,0211	0,0227	0,0243	0,0260	0,0278	0,0296
14	0,0078	0,0086	0,0095	0,0104	0,0113	0,0123	0,0134	0,0145	0,0157	0,0169
15	0,0037	0,0041	0,0046	0,0051	0,0057	0,0062	0,0069	0,0075	0,0083	0,0090
16	0,0016	0,0019	0,0021	0,0024	0,0026	0,0030	0,0033	0,0037	0,0041	0,0045
17	0,0007	0,0008	0,0009	0,0010	0,0012	0,0013	0,0015	0,0017	0,0019	0,0021
18	0,0003	0,0003	0,0004	0,0004	0,0005	0,0006	0,0006	0,0007	0,0008	0,0009
19	0,0001	0,0001	0,0001	0,0002	0,0002	0,0002	0,0003	0,0003	0,0003	0,0004
20	0,0000	0,0000	0,0001	0,0001	0,0001	0,0000	0,0001	0,0001	0,0001	0,0002
21	0,0000	0,0000	0,0000	0,0000	0,0000	0,0000	0,0000	0,0000	0,0001	0,0001

x	8,1	8,2	8,3	8,4	8,5	8,6	8,7	8,8	8,9	9,0
0	0,0003	0,0003	0,0002	0,0002	0,0002	0,0002	0,0002	0,0002	0,0001	0,0001
1	0,0025	0,0023	0,0021	0,0019	0,0017	0,0016	0,0014	0,0013	0,0012	0,0011
2	0,0100	0,0092	0,0086	0,0079	0,0074	0,0068	0,0063	0,0058	0,0054	0,0050
3	0,0269	0,0252	0,0237	0,0222	0,0208	0,0195	0,0183	0,0171	0,0160	0,0150
4	0,0544	0,0517	0,0491	0,0466	0,0443	0,0420	0,0398	0,0377	0,0357	0,0337
5	0,0882	0,0849	0,0816	0,0784	0,0752	0,0722	0,0692	0,0663	0,0635	0,0607
6	0,1191	0,1160	0,1128	0,1097	0,1066	0,1034	0,1003	0,0972	0,0941	0,0911
7	0,1378	0,1358	0,1338	0,1317	0,1294	0,1271	0,1247	0,1222	0,1197	0,1171
8	0,1395	0,1392	0,1388	0,1382	0,1375	0,1366	0,1356	0,1344	0,1332	0,1318
9	0,1256	0,1269	0,1280	0,1290	0,1299	0,1306	0,1311	0,1315	0,1317	0,1318
10	0,1017	0,1040	0,1063	0,1084	0,1104	0,1123	0,1140	0,1157	0,1172	0,1186
11	0,0749	0,0776	0,0802	0,0828	0,0853	0,0878	0,0902	0,0925	0,0948	0,0970
12	0,0505	0,0530	0,0555	0,0579	0,0604	0,0629	0,0654	0,0679	0,0703	0,0728
13	0,0315	0,0334	0,0354	0,0374	0,0395	0,0416	0,0438	0,0459	0,0481	0,0504
14	0,0182	0,0196	0,0210	0,0225	0,0240	0,0256	0,0272	0,0289	0,0306	0,0324
15	0,0098	0,0107	0,0116	0,0126	0,0136	0,0147	0,0158	0,0169	0,0182	0,0194
16	0,0050	0,0055	0,0060	0,0066	0,0072	0,0079	0,0086	0,0093	0,0101	0,0109
17	0,0024	0,0026	0,0029	0,0033	0,0036	0,0040	0,0044	0,0048	0,0053	0,0058
18	0,0011	0,0012	0,0014	0,0015	0,0017	0,0019	0,0021	0,0024	0,0026	0,0029
19	0,0005	0,0005	0,0006	0,0007	0,0008	0,0009	0,0010	0,0011	0,0012	0,0014
20	0,0002	0,0002	0,0002	0,0003	0,0003	0,0004	0,0004	0,0005	0,0005	0,0006
21	0,0001	0,0001	0,0001	0,0001	0,0001	0,0002	0,0002	0,0002	0,0002	0,0003
22	0,0000	0,0000	0,0000	0,0000	0,0001	0,0001	0,0001	0,0001	0,0001	0,0001

x	λ									
	9,1	9,2	9,3	9,4	9,5	9,6	9,7	9,8	9,9	10
0	0,0001	0,0001	0,0001	0,0001	0,0001	0,0001	0,0001	0,0001	0,0001	0,0000
1	0,0010	0,0009	0,0009	0,0008	0,0007	0,0007	0,0006	0,0005	0,0005	0,0005
2	0,0046	0,0043	0,0040	0,0037	0,0034	0,0031	0,0029	0,0027	0,0025	0,0023
3	0,0140	0,0131	0,0123	0,0115	0,0107	0,0100	0,0093	0,0087	0,0081	0,0076
4	0,0319	0,0302	0,0285	0,0269	0,0254	0,0240	0,0226	0,0213	0,0201	0,0189

TABLE 2. (SUITE)

x	λ									
	9,1	9,2	9,3	9,4	9,5	9,6	9,7	9,8	9,9	10
5	0,0581	0,0555	0,0530	0,0506	0,0483	0,0460	0,0439	0,0418	0,0398	0,0378
6	0,0881	0,0851	0,0822	0,0793	0,0764	0,0736	0,0709	0,0682	0,0656	0,0631
7	0,1145	0,1118	0,1091	0,1064	0,1037	0,1010	0,0982	0,0955	0,0928	0,0901
8	0,1302	0,1286	0,1269	0,1251	0,1232	0,1212	0,1191	0,1170	0,1148	0,1126
9	0,1317	0,1315	0,1311	0,1306	0,1300	0,1293	0,1284	0,1274	0,1263	0,1251
10	0,1198	0,1210	0,1219	0,1228	0,1235	0,1241	0,1245	0,1249	0,1250	0,1251
11	0,0991	0,1012	0,1031	0,1049	0,1067	0,1083	0,1098	0,1112	0,1125	0,1137
12	0,0752	0,0774	0,0799	0,0822	0,0844	0,0866	0,0888	0,0908	0,0928	0,0948
13	0,0526	0,0549	0,0572	0,0594	0,0617	0,0640	0,0662	0,0685	0,0707	0,0729
14	0,0342	0,0361	0,0380	0,0399	0,0419	0,0439	0,0459	0,0479	0,0500	0,0521
15	0,0208	0,0221	0,0235	0,0250	0,0265	0,0281	0,0297	0,0313	0,0330	0,0347
16	0,0118	0,0127	0,0137	0,0147	0,0157	0,0168	0,0180	0,0192	0,0204	0,0217
17	0,0063	0,0069	0,0075	0,0081	0,0088	0,0095	0,0103	0,0111	0,0119	0,0128
18	0,0032	0,0035	0,0039	0,0042	0,0046	0,0051	0,0055	0,0060	0,0065	0,0071
19	0,0015	0,0017	0,0019	0,0021	0,0023	0,0026	0,0028	0,0031	0,0034	0,0037
20	0,0007	0,0008	0,0009	0,0010	0,0011	0,0012	0,0014	0,0015	0,0017	0,0019
21	0,0003	0,0003	0,0004	0,0004	0,0005	0,0006	0,0006	0,0007	0,0008	0,0009
22	0,0001	0,0001	0,0002	0,0002	0,0002	0,0002	0,0003	0,0003	0,0004	0,0004
23	0,0000	0,0001	0,0001	0,0001	0,0001	0,0001	0,0001	0,0001	0,0002	0,0002
24	0,0000	0,0000	0,0000	0,0000	0,0000	0,0000	0,0000	0,0001	0,0001	0,0001

x	λ									
	11	12	13	14	15	16	17	18	19	20
0	0,0000	0,0000	0,0000	0,0000	0,0000	0,0000	0,0000	0,0000	0,0000	0,0000
1	0,0002	0,0001	0,0000	0,0000	0,0000	0,0000	0,0000	0,0000	0,0000	0,0000
2	0,0010	0,0004	0,0002	0,0001	0,0000	0,0000	0,0000	0,0000	0,0000	0,0000
3	0,0037	0,0018	0,0008	0,0004	0,0002	0,0001	0,0000	0,0000	0,0000	0,0000
4	0,0102	0,0053	0,0027	0,0013	0,0006	0,0003	0,0001	0,0001	0,0000	0,0000
5	0,0224	0,0127	0,0070	0,0037	0,0019	0,0010	0,0005	0,0002	0,0001	0,0001
6	0,0411	0,0255	0,0152	0,0087	0,0048	0,0026	0,0014	0,0007	0,0004	0,0002
7	0,0646	0,0437	0,0281	0,0174	0,0104	0,0060	0,0034	0,0018	0,0010	0,0005
8	0,0888	0,0655	0,0457	0,0304	0,0194	0,0120	0,0072	0,0042	0,0024	0,0013
9	0,1085	0,0874	0,0661	0,0473	0,0324	0,0213	0,0135	0,0083	0,0050	0,0029
10	0,1194	0,1048	0,0859	0,0663	0,0486	0,0341	0,0230	0,0150	0,0095	0,0058
11	0,1194	0,1144	0,1015	0,0844	0,0663	0,0496	0,0355	0,0245	0,0164	0,0106
12	0,1094	0,1144	0,1099	0,0984	0,0829	0,0661	0,0504	0,0368	0,0259	0,0176
13	0,0926	0,1056	0,1099	0,1060	0,0956	0,0814	0,0658	0,0509	0,0378	0,0271
14	0,0728	0,0905	0,1021	0,1060	0,1024	0,0930	0,0800	0,0655	0,0514	0,0387
15	0,0534	0,0724	0,0885	0,0989	0,1024	0,0992	0,0906	0,0786	0,0650	0,0516
16	0,0367	0,0543	0,0719	0,0866	0,0960	0,0992	0,0963	0,0884	0,0772	0,0646
17	0,0237	0,0383	0,0550	0,0713	0,0847	0,0934	0,0963	0,0936	0,0863	0,0760
18	0,0145	0,0256	0,0397	0,0554	0,0706	0,0830	0,0909	0,0936	0,0911	0,0844
19	0,0084	0,0161	0,0272	0,0409	0,0557	0,0699	0,0814	0,0887	0,0911	0,0888
20	0,0046	0,0097	0,0177	0,0286	0,0418	0,0559	0,0692	0,0798	0,0866	0,0888
21	0,0024	0,0055	0,0109	0,0191	0,0299	0,0426	0,0560	0,0684	0,0783	0,0846
22	0,0012	0,0030	0,0065	0,0121	0,0204	0,0310	0,0433	0,0560	0,0676	0,0769
23	0,0006	0,0016	0,0037	0,0074	0,0133	0,0216	0,0320	0,0438	0,0559	0,0669
24	0,0003	0,0008	0,0020	0,0043	0,0083	0,0144	0,0226	0,0328	0,0442	0,0557